


Summary Institution-Level Pass Rate Data: *Traditional Teacher Preparation Program Within IHE*

		HEOA - Title II 2017 - 2018 Academic Year			
Institution Name		SETON HILL UNIVERSITY			
Institution Code		2812			
State		Pennsylvania			
		Number Taking Assessment¹	Number Passing Assessment²	Institutional Pass Rate	Number Taking Assessment¹
Group					
All program completers, 2017-18		28	18	64%	4731
All program completers, 2016-17		29	21	72%	5232
All program completers, 2015-16		40	28	70%	5496

Note: In cases where there are less than ten students taking the assessment or license/certificate, the number passing and pass rate are not reported.

¹ Number of completers taking one or more assessments within their area of specialization.

² Summary level “Number Taking Assessment” may differ from assessment level “Number Taking Assessment” because each student is counted once at the summary multiple assessments at the assessment level.


Summary Institution-Level Pass Rate Data: *Traditional Teacher Preparation Program Within IHE*

April 6, 2019

Statewide	
<i>Number Passing Assessment²</i>	<i>Statewide Pass Rate</i>
3478	74%
4129	79%
4269	78%


level but may be counted in

Single Assessment Institution-Level Pass Rate Data: Traditional Teacher Preparation Program Within IHE

	HEOA - Title II 2017 - 2018 Academic Year
	Institution Name SETON HILL UNIVERSITY
	Institution Code 2812
	State Pennsylvania


Assessment Information ¹	Group	Number Taking Assessment	Number Passing Assessment	Institutional Pass Rate	Institutional Average Scaled Score	Assessment Cut Score ²	Statewide		
							Number Taking Assessment	Number Passing Assessment	Statewide Pass Rate
AGRICULTURE (5701) Test Company: ETS Score Range: 100-200	All enrolled students who have completed all nonclinical courses, 2017-18						1		
	Other enrolled students, 2017-18								
	All program completers, 2017-18						13	13	100%
	All program completers, 2016-17						6		
	All program completers, 2015-16						13	13	100%
ART CONTENT KNOWLEDGE (5134) Test Company: ETS Score Range: 100-200	All enrolled students who have completed all nonclinical courses, 2017-18						20	19	95%
	Other enrolled students, 2017-18						37	32	86%
	All program completers, 2017-18	2				158	85	76	89%
	All program completers, 2016-17	1				158	118	103	87%
	All program completers, 2015-16	2				158	100	86	86%
BIOLOGY CONTENT KNOWLEDGE (0235) Test Company: ETS Score Range: 100-200	All enrolled students who have completed all nonclinical courses, 2017-18						21	21	100%
	Other enrolled students, 2017-18						22	20	91%
	All program completers, 2017-18						105	103	98%
	All program completers, 2016-17						89	88	99%
	All program completers, 2015-16						94	93	99%
BUSINESS ED CONTENT KNOWLEDGE (5101) Test Company: ETS Score Range: 100-200	All enrolled students who have completed all nonclinical courses, 2017-18						6		
	Other enrolled students, 2017-18						11	11	100%
	All program completers, 2017-18	1				154	18	17	94%
	All program completers, 2016-17						9		
	All program completers, 2015-16						13	12	92%

Single Assessment Institution-Level Pass Rate Data: Traditional Teacher Preparation Program Within IHE

	HEOA - Title II 2017 - 2018 Academic Year
	Institution Name SETON HILL UNIVERSITY
	Institution Code 2812
	State Pennsylvania


Assessment Information ¹	Group	Number Taking Assessment	Number Passing Assessment	Institutional Pass Rate	Institutional Average Scaled Score	Assessment Cut Score ²	Statewide		
							Number Taking Assessment	Number Passing Assessment	Statewide Pass Rate
CHEMISTRY CONTENT KNOWLEDGE (0245) Test Company: ETS Score Range: 100-200	All enrolled students who have completed all nonclinical courses, 2017-18						5		
	Other enrolled students, 2017-18						12	9	75%
	All program completers, 2017-18						43	41	95%
	All program completers, 2016-17						40	39	98%
	All program completers, 2015-16						36	31	86%
CHINESE (MANDARIN) WORLD LANGUAGE (5665) Test Company: ETS Score Range: 100-200	All enrolled students who have completed all nonclinical courses, 2017-18								
	Other enrolled students, 2017-18								
	All program completers, 2017-18								
	All program completers, 2016-17						1		
	All program completers, 2015-16								
CITIZENSHIP ED CONTENT KNOWLEDGE (5087) Test Company: ETS Score Range: 100-200	All enrolled students who have completed all nonclinical courses, 2017-18						1		
	Other enrolled students, 2017-18						1		
	All program completers, 2017-18						11	10	91%
	All program completers, 2016-17						13	13	100%
	All program completers, 2015-16						14	13	93%
COOPERATIVE EDUCATION (0811) Test Company: ETS Score Range: 100-200	All enrolled students who have completed all nonclinical courses, 2017-18								
	Other enrolled students, 2017-18								
	All program completers, 2017-18								
	All program completers, 2016-17								
	All program completers, 2015-16						1		

Single Assessment Institution-Level Pass Rate Data: Traditional Teacher Preparation Program Within IHE

	HEOA - Title II 2017 - 2018 Academic Year
	Institution Name SETON HILL UNIVERSITY
	Institution Code 2812
	State Pennsylvania


Assessment Information ¹	Group	Number Taking Assessment	Number Passing Assessment	Institutional Pass Rate	Institutional Average Scaled Score	Assessment Cut Score ²	Statewide		
							Number Taking Assessment	Number Passing Assessment	Statewide Pass Rate
CORE ACADEMIC SKILLS FOR ED: MATH (5732) Test Company: ETS Score Range: 100-200	All enrolled students who have completed all nonclinical courses, 2017-18	1				142	459	374	81%
	Other enrolled students, 2017-18	34	26	76%	146	142	2096	1676	80%
	All program completers, 2017-18	13	13	100%	160	142	1482	1319	89%
	All program completers, 2016-17	8				142	1189	1091	92%
	All program completers, 2015-16	2				142	542	480	89%
CORE ACADEMIC SKILLS FOR ED: READING (5712) Test Company: ETS Score Range: 100-200	All enrolled students who have completed all nonclinical courses, 2017-18	1				156	466	425	91%
	Other enrolled students, 2017-18	34	28	82%	165	156	2229	2027	91%
	All program completers, 2017-18	12	12	100%	176	156	1511	1448	96%
	All program completers, 2016-17	9				156	1191	1136	95%
	All program completers, 2015-16	2				156	545	519	95%
CORE ACADEMIC SKILLS FOR ED: WRITING (5722) Test Company: ETS Score Range: 100-200	All enrolled students who have completed all nonclinical courses, 2017-18	1				162	466	362	78%
	Other enrolled students, 2017-18	43	26	60%	162	162	2279	1647	72%
	All program completers, 2017-18	12	11	92%	168	162	1481	1233	83%
	All program completers, 2016-17	9				162	1186	988	83%
	All program completers, 2015-16	2				162	536	454	85%
EARTH AND SPACE SCIENCES - CK (5571) Test Company: ETS Score Range: 100-200	All enrolled students who have completed all nonclinical courses, 2017-18						8		
	Other enrolled students, 2017-18						4		
	All program completers, 2017-18						18	17	94%
	All program completers, 2016-17						18	18	100%
	All program completers, 2015-16						23	18	78%

Single Assessment Institution-Level Pass Rate Data: Traditional Teacher Preparation Program Within IHE

	HEOA - Title II 2017 - 2018 Academic Year
	Institution Name SETON HILL UNIVERSITY
	Institution Code 2812
	State Pennsylvania


Assessment Information ¹	Group	Number Taking Assessment	Number Passing Assessment	Institutional Pass Rate	Institutional Average Scaled Score	Assessment Cut Score ²	Statewide		
							Number Taking Assessment	Number Passing Assessment	Statewide Pass Rate
ED OF DEAF AND HARD OF HEARING (5272) Test Company: ETS Score Range: 100-200	All enrolled students who have completed all nonclinical courses, 2017-18						1		
	Other enrolled students, 2017-18						2		
	All program completers, 2017-18						2		
	All program completers, 2016-17						6		
	All program completers, 2015-16						5		
ELEM ED CURR INSTRUC ASSESSMENT (DISC) (0011) Test Company: ETS Score Range: 100-200	All enrolled students who have completed all nonclinical courses, 2017-18								
	Other enrolled students, 2017-18								
	All program completers, 2017-18								
	All program completers, 2016-17								
	All program completers, 2015-16						46	44	96%
ENG LANG LIT COMP CONTENT KNOWLEDGE (DISC) (0041) Test Company: ETS Score Range: 100-200	All enrolled students who have completed all nonclinical courses, 2017-18								
	Other enrolled students, 2017-18								
	All program completers, 2017-18								
	All program completers, 2016-17						4		
	All program completers, 2015-16						16	16	100%
ENGLISH LANGUAGE ARTS: CK (5038) Test Company: ETS Score Range: 100-200	All enrolled students who have completed all nonclinical courses, 2017-18						55	50	91%
	Other enrolled students, 2017-18						95	87	92%
	All program completers, 2017-18	1				167	344	326	95%
	All program completers, 2016-17	2				167	345	323	94%
	All program completers, 2015-16	3				167	370	357	96%

Single Assessment Institution-Level Pass Rate Data: Traditional Teacher Preparation Program Within IHE

	HEOA - Title II 2017 - 2018 Academic Year
	Institution Name SETON HILL UNIVERSITY
	Institution Code 2812
	State Pennsylvania


Assessment Information ¹	Group	Number Taking Assessment	Number Passing Assessment	Institutional Pass Rate	Institutional Average Scaled Score	Assessment Cut Score ²	Statewide		
							Number Taking Assessment	Number Passing Assessment	Statewide Pass Rate
ENVIRONMENTAL EDUCATION (0831) Test Company: ETS Score Range: 100-200	All enrolled students who have completed all nonclinical courses, 2017-18								
	Other enrolled students, 2017-18								
	All program completers, 2017-18								
	All program completers, 2016-17						1		
	All program completers, 2015-16						5		
FAMILY AND CONSUMER SCIENCES (DISCONTINUED 2) (5121) Test Company: ETS Score Range: 100-200	All enrolled students who have completed all nonclinical courses, 2017-18								
	Other enrolled students, 2017-18								
	All program completers, 2017-18								
	All program completers, 2016-17								
	All program completers, 2015-16						1		
FAMILY AND CONSUMER SCIENCES (5122) Test Company: ETS Score Range: 100-200	All enrolled students who have completed all nonclinical courses, 2017-18						2		
	Other enrolled students, 2017-18						2		
	All program completers, 2017-18						5		
	All program completers, 2016-17						14	13	93%
	All program completers, 2015-16						7		
FRENCH WORLD LANGUAGE (5174) Test Company: ETS Score Range: 100-200	All enrolled students who have completed all nonclinical courses, 2017-18								
	Other enrolled students, 2017-18						2		
	All program completers, 2017-18						4		
	All program completers, 2016-17						11	8	73%
	All program completers, 2015-16						9		

Single Assessment Institution-Level Pass Rate Data: Traditional Teacher Preparation Program Within IHE

	HEOA - Title II 2017 - 2018 Academic Year
	Institution Name SETON HILL UNIVERSITY
	Institution Code 2812
	State Pennsylvania


Assessment Information ¹	Group	Number Taking Assessment	Number Passing Assessment	Institutional Pass Rate	Institutional Average Scaled Score	Assessment Cut Score ²	Statewide		
							Number Taking Assessment	Number Passing Assessment	Statewide Pass Rate
FUNDAMENTAL SUBJECTS (5511) Test Company: ETS Score Range: 100-200	All enrolled students who have completed all nonclinical courses, 2017-18						79	76	96%
	Other enrolled students, 2017-18	4				150	199	194	97%
	All program completers, 2017-18	3				150	661	653	99%
	All program completers, 2016-17	2				150	786	773	98%
	All program completers, 2015-16	7				150	857	843	98%
GENERAL SCI CONTENT KNOWLEDGE (0435) Test Company: ETS Score Range: 100-200	All enrolled students who have completed all nonclinical courses, 2017-18						6		
	Other enrolled students, 2017-18						8		
	All program completers, 2017-18						15	15	100%
	All program completers, 2016-17						23	22	96%
	All program completers, 2015-16						16	16	100%
GERMAN WORLD LANGUAGE (5183) Test Company: ETS Score Range: 100-200	All enrolled students who have completed all nonclinical courses, 2017-18								
	Other enrolled students, 2017-18								
	All program completers, 2017-18						2		
	All program completers, 2016-17						1		
	All program completers, 2015-16						2		
HEALTH AND PE (5857) Test Company: ETS Score Range: 100-200	All enrolled students who have completed all nonclinical courses, 2017-18						10	8	80%
	Other enrolled students, 2017-18						22	20	91%
	All program completers, 2017-18						144	131	91%
	All program completers, 2016-17						126	120	95%
	All program completers, 2015-16						140	134	96%

Single Assessment Institution-Level Pass Rate Data: Traditional Teacher Preparation Program Within IHE

	HEOA - Title II 2017 - 2018 Academic Year
	Institution Name SETON HILL UNIVERSITY
	Institution Code 2812
	State Pennsylvania


Assessment Information ¹	Group	Number Taking Assessment	Number Passing Assessment	Institutional Pass Rate	Institutional Average Scaled Score	Assessment Cut Score ²	Statewide		
							Number Taking Assessment	Number Passing Assessment	Statewide Pass Rate
HEALTH EDUCATION (5551) Test Company: ETS Score Range: 100-200	All enrolled students who have completed all nonclinical courses, 2017-18						1		
	Other enrolled students, 2017-18								
	All program completers, 2017-18						20	15	75%
	All program completers, 2016-17						15	13	87%
	All program completers, 2015-16						23	21	91%
LATIN (5601) Test Company: ETS Score Range: 100-200	All enrolled students who have completed all nonclinical courses, 2017-18								
	Other enrolled students, 2017-18						4		
	All program completers, 2017-18						2		
	All program completers, 2016-17						2		
	All program completers, 2015-16						1		
MARKETING EDUCATION (5561) Test Company: ETS Score Range: 100-200	All enrolled students who have completed all nonclinical courses, 2017-18								
	Other enrolled students, 2017-18								
	All program completers, 2017-18								
	All program completers, 2016-17						1		
	All program completers, 2015-16								
MATHEMATICS CONTENT KNOWLEDGE (DISC) (0061) Test Company: ETS Score Range: 100-200	All enrolled students who have completed all nonclinical courses, 2017-18								
	Other enrolled students, 2017-18								
	All program completers, 2017-18								
	All program completers, 2016-17						1		
	All program completers, 2015-16						8		

Single Assessment Institution-Level Pass Rate Data: Traditional Teacher Preparation Program Within IHE


	HEOA - Title II 2017 - 2018 Academic Year
	Institution Name SETON HILL UNIVERSITY
	Institution Code 2812
	State Pennsylvania

Assessment Information ¹	Group	Number Taking Assessment	Number Passing Assessment	Institutional Pass Rate	Institutional Average Scaled Score	Assessment Cut Score ²	Statewide		
							Number Taking Assessment	Number Passing Assessment	Statewide Pass Rate
MATHEMATICS CONTENT KNOWLEDGE (5161) Test Company: ETS Score Range: 100-200	All enrolled students who have completed all nonclinical courses, 2017-18						26	14	54%
	Other enrolled students, 2017-18						76	39	51%
	All program completers, 2017-18						171	130	76%
	All program completers, 2016-17						187	152	81%
	All program completers, 2015-16						262	214	82%
MUSIC CONTENT KNOWLEDGE (0113) Test Company: ETS Score Range: 100-200	All enrolled students who have completed all nonclinical courses, 2017-18						36	31	86%
	Other enrolled students, 2017-18	3				158	63	58	92%
	All program completers, 2017-18						258	248	96%
	All program completers, 2016-17	1				158	261	253	97%
	All program completers, 2015-16	4				158	294	287	98%
PA 4-8 CORE SUBJ CONC ENG LANG ARTS (5156) Test Company: ETS Score Range: 100-200	All enrolled students who have completed all nonclinical courses, 2017-18						14	9	64%
	Other enrolled students, 2017-18						20	19	95%
	All program completers, 2017-18						49	42	86%
	All program completers, 2016-17						24	23	96%
	All program completers, 2015-16						70	63	90%
PA 4-8 CORE SUBJ CONC MATHEMATICS (5158) Test Company: ETS Score Range: 100-200	All enrolled students who have completed all nonclinical courses, 2017-18						23	11	48%
	Other enrolled students, 2017-18						32	19	59%
	All program completers, 2017-18						119	95	80%
	All program completers, 2016-17						20	19	95%
	All program completers, 2015-16						142	118	83%

Single Assessment Institution-Level Pass Rate Data: Traditional Teacher Preparation Program Within IHE


		<p align="center">HEOA - Title II 2017 - 2018 Academic Year</p>							
Institution Name		SETON HILL UNIVERSITY							
Institution Code		2812							
State		Pennsylvania							
Assessment Information ¹	Group	Number Taking Assessment	Number Passing Assessment	Institutional Pass Rate	Institutional Average Scaled Score	Assessment Cut Score ²	Statewide		
							Number Taking Assessment	Number Passing Assessment	Statewide Pass Rate
PA 4-8 CORE SUBJ CONC SCIENCE (5159) Test Company: ETS Score Range: 100-200	All enrolled students who have completed all nonclinical courses, 2017-18						12	10	83%
	Other enrolled students, 2017-18						30	23	77%
	All program completers, 2017-18						78	69	88%
	All program completers, 2016-17						13	13	100%
	All program completers, 2015-16	1				156	118	103	87%
PA 4-8 CORE SUBJ CONC SOCIAL STUDIES (5157) Test Company: ETS Score Range: 100-200	All enrolled students who have completed all nonclinical courses, 2017-18						9		
	Other enrolled students, 2017-18						11	9	82%
	All program completers, 2017-18						42	38	90%
	All program completers, 2016-17						8		
	All program completers, 2015-16						53	46	87%
PA 4-8 CORE SUBTEST ENG LANG ARTS SOC STUDIES (5154) Test Company: ETS Score Range: 100-200	All enrolled students who have completed all nonclinical courses, 2017-18						59	34	58%
	Other enrolled students, 2017-18						79	57	72%
	All program completers, 2017-18						294	249	85%
	All program completers, 2016-17						309	289	94%
	All program completers, 2015-16	1				152	389	338	87%
PA 4-8 CORE SUBTEST MATH AND SCIENCE (5155) Test Company: ETS Score Range: 100-200	All enrolled students who have completed all nonclinical courses, 2017-18						59	33	56%
	Other enrolled students, 2017-18						81	59	73%
	All program completers, 2017-18						294	237	81%
	All program completers, 2016-17						309	293	95%
	All program completers, 2015-16	1				164	389	323	83%

Single Assessment Institution-Level Pass Rate Data: Traditional Teacher Preparation Program Within IHE

	HEOA - Title II 2017 - 2018 Academic Year
	Institution Name SETON HILL UNIVERSITY
	Institution Code 2812
	State Pennsylvania


Assessment Information ¹	Group	Number Taking Assessment	Number Passing Assessment	Institutional Pass Rate	Institutional Average Scaled Score	Assessment Cut Score ²	Statewide		
							Number Taking Assessment	Number Passing Assessment	Statewide Pass Rate
PA 4-8 CORE SUBTEST PEDAGOGY (5153) Test Company: ETS Score Range: 100-200	All enrolled students who have completed all nonclinical courses, 2017-18						61	58	95%
	Other enrolled students, 2017-18						78	69	88%
	All program completers, 2017-18						295	282	96%
	All program completers, 2016-17						310	308	99%
	All program completers, 2015-16	1				162	388	380	98%
PHYSICS CONTENT KNOWLEDGE (5265) Test Company: ETS Score Range: 100-200	All enrolled students who have completed all nonclinical courses, 2017-18						1		
	Other enrolled students, 2017-18						7		
	All program completers, 2017-18						15	15	100%
	All program completers, 2016-17						19	15	79%
	All program completers, 2015-16						20	18	90%
PRAXIS I MATHEMATICS (DISCONTINUED) (0730) Test Company: ETS Score Range: 150-190	All enrolled students who have completed all nonclinical courses, 2017-18						2		
	Other enrolled students, 2017-18						7		
	All program completers, 2017-18						5		
	All program completers, 2016-17						30	21	70%
	All program completers, 2015-16	3				173	396	354	89%
PRAXIS I READING (DISCONTINUED) (0710) Test Company: ETS Score Range: 150-190	All enrolled students who have completed all nonclinical courses, 2017-18						4		
	Other enrolled students, 2017-18						6		
	All program completers, 2017-18						6		
	All program completers, 2016-17						28	21	75%
	All program completers, 2015-16	3				172	397	368	93%

Single Assessment Institution-Level Pass Rate Data: Traditional Teacher Preparation Program Within IHE

	HEOA - Title II 2017 - 2018 Academic Year
	Institution Name SETON HILL UNIVERSITY
	Institution Code 2812
	State Pennsylvania


Assessment Information ¹	Group	Number Taking Assessment	Number Passing Assessment	Institutional Pass Rate	Institutional Average Scaled Score	Assessment Cut Score ²	Statewide		
							Number Taking Assessment	Number Passing Assessment	Statewide Pass Rate
PRAXIS I WRITING (DISCONTINUED) (0720) Test Company: ETS Score Range: 150-190	All enrolled students who have completed all nonclinical courses, 2017-18						4		
	Other enrolled students, 2017-18						5		
	All program completers, 2017-18						5		
	All program completers, 2016-17						25	20	80%
	All program completers, 2015-16	3				173	400	333	83%
READING SPECIALIST II (5301) Test Company: ETS Score Range: 100-200	All enrolled students who have completed all nonclinical courses, 2017-18								
	Other enrolled students, 2017-18						1		
	All program completers, 2017-18						15	14	93%
	All program completers, 2016-17						22	18	82%
	All program completers, 2015-16						26	24	92%
SE CORE KNOWLEDGE & APPLICATIONS (5354) Test Company: ETS Score Range: 100-200	All enrolled students who have completed all nonclinical courses, 2017-18								
	Other enrolled students, 2017-18								
	All program completers, 2017-18								
	All program completers, 2016-17						1		
	All program completers, 2015-16						2		
SE TEACHING STU WVISUAL IMPAIRMENT (5282) Test Company: ETS Score Range: 100-200	All enrolled students who have completed all nonclinical courses, 2017-18								
	Other enrolled students, 2017-18						6		
	All program completers, 2017-18						13	12	92%
	All program completers, 2016-17						11	11	100%
	All program completers, 2015-16						7		

Single Assessment Institution-Level Pass Rate Data: Traditional Teacher Preparation Program Within IHE

	HEOA - Title II 2017 - 2018 Academic Year
	Institution Name SETON HILL UNIVERSITY
	Institution Code 2812
	State Pennsylvania


Assessment Information ¹	Group	Number Taking Assessment	Number Passing Assessment	Institutional Pass Rate	Institutional Average Scaled Score	Assessment Cut Score ²	Statewide		
							Number Taking Assessment	Number Passing Assessment	Statewide Pass Rate
SOCIAL STUDIES CONTENT KNOWLEDGE (0081) Test Company: ETS Score Range: 100-200	All enrolled students who have completed all nonclinical courses, 2017-18						57	43	75%
	Other enrolled students, 2017-18	2				157	111	84	76%
	All program completers, 2017-18	1				157	315	276	88%
	All program completers, 2016-17	1				157	366	339	93%
	All program completers, 2015-16	2				157	386	358	93%
SPANISH WORLD LANGUAGE (5195) Test Company: ETS Score Range: 100-200	All enrolled students who have completed all nonclinical courses, 2017-18						5		
	Other enrolled students, 2017-18						17	12	71%
	All program completers, 2017-18						27	20	74%
	All program completers, 2016-17						31	24	77%
	All program completers, 2015-16	1				168	27	17	63%
SPEECH LANGUAGE PATHOLOGY (5331) Test Company: ETS Score Range: 100-200	All enrolled students who have completed all nonclinical courses, 2017-18								
	Other enrolled students, 2017-18						50	50	100%
	All program completers, 2017-18						93	92	99%
	All program completers, 2016-17						130	130	100%
	All program completers, 2015-16						116	115	99%
TECHNOLOGY EDUCATION (5051) Test Company: ETS Score Range: 100-200	All enrolled students who have completed all nonclinical courses, 2017-18						2		
	Other enrolled students, 2017-18						5		
	All program completers, 2017-18						13	13	100%
	All program completers, 2016-17						21	21	100%
	All program completers, 2015-16						20	20	100%

Single Assessment Institution-Level Pass Rate Data: Traditional Teacher Preparation Program Within IHE

	HEOA - Title II 2017 - 2018 Academic Year
	Institution Name SETON HILL UNIVERSITY
	Institution Code 2812
	State Pennsylvania


Assessment Information ¹	Group	Number Taking Assessment	Number Passing Assessment	Institutional Pass Rate	Institutional Average Scaled Score	Assessment Cut Score ²	Statewide		
							Number Taking Assessment	Number Passing Assessment	Statewide Pass Rate
PAPA - MODULE 1 READING (ESP0001) Test Company: E.S. Pearson* Score Range: 100-300	All enrolled students who have completed all nonclinical courses, 2017-18						209	188	90%
	Other enrolled students, 2017-18	6				220	800	646	81%
	All program completers, 2017-18	2				220	860	814	95%
	All program completers, 2016-17	7				220	1707	1657	97%
	All program completers, 2015-16	23	23	100%	239	220	2752	2645	96%
PAPA - MODULE 2 MATH (ESP0002) Test Company: E.S. Pearson* Score Range: 100-300	All enrolled students who have completed all nonclinical courses, 2017-18						218	191	88%
	Other enrolled students, 2017-18	5				197	787	639	81%
	All program completers, 2017-18	3				197	864	812	94%
	All program completers, 2016-17	7				197	1707	1623	95%
	All program completers, 2015-16	23	23	100%	233	197	2750	2652	96%
PAPA - MODULE 3 WRITING (ESP0003) Test Company: E.S. Pearson* Score Range: 100-300	All enrolled students who have completed all nonclinical courses, 2017-18						219	190	87%
	Other enrolled students, 2017-18	5				220	865	715	83%
	All program completers, 2017-18	2				220	877	838	96%
	All program completers, 2016-17	7				220	1699	1645	97%
	All program completers, 2015-16	23	23	100%	242	220	2752	2653	96%
PECT PREK-4 - MODULE 1 (ESP0006) Test Company: E.S. Pearson* Score Range: 100-300	All enrolled students who have completed all nonclinical courses, 2017-18						507	412	81%
	Other enrolled students, 2017-18	2				197	692	559	81%
	All program completers, 2017-18	19	18	95%	227	197	2446	2216	91%
	All program completers, 2016-17	22	18	82%	217	197	2733	2495	91%
	All program completers, 2015-16	24	22	92%	221	197	2661	2413	91%

Single Assessment Institution-Level Pass Rate Data: Traditional Teacher Preparation Program Within IHE

	HEOA - Title II 2017 - 2018 Academic Year
	Institution Name SETON HILL UNIVERSITY
	Institution Code 2812
	State Pennsylvania


Assessment Information ¹	Group	Number Taking Assessment	Number Passing Assessment	Institutional Pass Rate	Institutional Average Scaled Score	Assessment Cut Score ²	Statewide		
							Number Taking Assessment	Number Passing Assessment	Statewide Pass Rate
PECT PREK-4 - MODULE 2 (ESP0007) Test Company: E.S. Pearson* Score Range: 100-300	All enrolled students who have completed all nonclinical courses, 2017-18						482	387	80%
	Other enrolled students, 2017-18	2				193	595	457	77%
	All program completers, 2017-18	19	12	63%	208	193	2420	2072	86%
	All program completers, 2016-17	22	15	68%	206	193	2724	2338	86%
	All program completers, 2015-16	24	19	79%	218	193	2643	2225	84%
PECT PREK-4 - MODULE 3 (ESP0008) Test Company: E.S. Pearson* Score Range: 100-300	All enrolled students who have completed all nonclinical courses, 2017-18						483	336	70%
	Other enrolled students, 2017-18	2				193	605	419	69%
	All program completers, 2017-18	19	10	53%	199	193	2416	1880	78%
	All program completers, 2016-17	22	15	68%	212	193	2722	2134	78%
	All program completers, 2015-16	24	17	71%	208	193	2631	2038	77%
PECT SPEC ED 7-12 - MODULE 1 (ESP0015) Test Company: E.S. Pearson* Score Range: 100-300	All enrolled students who have completed all nonclinical courses, 2017-18						14	13	93%
	Other enrolled students, 2017-18						4		
	All program completers, 2017-18						50	50	100%
	All program completers, 2016-17						43	40	93%
	All program completers, 2015-16						57	54	95%
PECT SPEC ED 7-12 - MODULE 2 (ESP0016) Test Company: E.S. Pearson* Score Range: 100-300	All enrolled students who have completed all nonclinical courses, 2017-18						14	13	93%
	Other enrolled students, 2017-18						4		
	All program completers, 2017-18						50	47	94%
	All program completers, 2016-17						43	40	93%
	All program completers, 2015-16						57	56	98%

Single Assessment Institution-Level Pass Rate Data: Traditional Teacher Preparation Program Within IHE

	HEOA - Title II 2017 - 2018 Academic Year
	Institution Name SETON HILL UNIVERSITY
	Institution Code 2812
	State Pennsylvania


Assessment Information ¹	Group	Number Taking Assessment	Number Passing Assessment	Institutional Pass Rate	Institutional Average Scaled Score	Assessment Cut Score ²	Statewide		
							Number Taking Assessment	Number Passing Assessment	Statewide Pass Rate
PECT SPEC ED PREK-8 - MODULE 1 (ESP0011) Test Company: E.S. Pearson* Score Range: 100-300	All enrolled students who have completed all nonclinical courses, 2017-18						238	169	71%
	Other enrolled students, 2017-18	3				220	213	157	74%
	All program completers, 2017-18	18	12	67%	229	220	1087	835	77%
	All program completers, 2016-17	18	12	67%	227	220	1242	951	77%
	All program completers, 2015-16	25	14	56%	218	220	1237	968	78%
PECT SPEC ED PREK-8 - MODULE 2 (ESP0012) Test Company: E.S. Pearson* Score Range: 100-300	All enrolled students who have completed all nonclinical courses, 2017-18						235	166	71%
	Other enrolled students, 2017-18	3				220	194	135	70%
	All program completers, 2017-18	17	12	71%	230	220	1073	827	77%
	All program completers, 2016-17	18	14	78%	236	220	1235	969	78%
	All program completers, 2015-16	25	12	48%	216	220	1231	939	76%
OPI FRENCH (ACT1006) Test Company: ACTFL* Score Range: 1-10	All enrolled students who have completed all nonclinical courses, 2017-18								
	Other enrolled students, 2017-18						1		
	All program completers, 2017-18								
	All program completers, 2016-17								
	All program completers, 2015-16								
OPI ITALIAN (ACT1010) Test Company: ACTFL* Score Range: 1-10	All enrolled students who have completed all nonclinical courses, 2017-18								
	Other enrolled students, 2017-18								
	All program completers, 2017-18								
	All program completers, 2016-17						1		
	All program completers, 2015-16								

Single Assessment Institution-Level Pass Rate Data: Traditional Teacher Preparation Program Within IHE

	HEOA - Title II 2017 - 2018 Academic Year
	Institution Name
	Institution Code
	State

Assessment Information ¹	Group	Number Taking Assessment	Number Passing Assessment	Institutional Pass Rate	Institutional Average Scaled Score	Assessment Cut Score ²	Statewide		
							Number Taking Assessment	Number Passing Assessment	Statewide Pass Rate
OPI SPANISH (ACT1018) Test Company: ACTFL* Score Range: 1-10	All enrolled students who have completed all nonclinical courses, 2017-18						1		
	Other enrolled students, 2017-18						7		
	All program completers, 2017-18	1				6	1		
	All program completers, 2016-17	1				6	1		
	All program completers, 2015-16								
WPT FRENCH (ACT2005) Test Company: ACTFL* Score Range: 1-10	All enrolled students who have completed all nonclinical courses, 2017-18						3		
	Other enrolled students, 2017-18						1		
	All program completers, 2017-18						3		
	All program completers, 2016-17						3		
	All program completers, 2015-16								
WPT GERMAN (ACT2006) Test Company: ACTFL* Score Range: 1-10	All enrolled students who have completed all nonclinical courses, 2017-18								
	Other enrolled students, 2017-18								
	All program completers, 2017-18						3		
	All program completers, 2016-17						2		
	All program completers, 2015-16								
WPT ITALIAN (ACT2009) Test Company: ACTFL* Score Range: 1-10	All enrolled students who have completed all nonclinical courses, 2017-18								
	Other enrolled students, 2017-18								
	All program completers, 2017-18								
	All program completers, 2016-17						1		
	All program completers, 2015-16								

Single Assessment Institution-Level Pass Rate Data: Traditional Teacher Preparation Program Within IHE

	HEOA - Title II 2017 - 2018 Academic Year
	Institution Name SETON HILL UNIVERSITY
	Institution Code 2812
	State Pennsylvania

Assessment Information ¹	Group	Number Taking Assessment	Number Passing Assessment	Institutional Pass Rate	Institutional Average Scaled Score	Assessment Cut Score ²	Statewide		
							Number Taking Assessment	Number Passing Assessment	Statewide Pass Rate
WPT SPANISH (ACT2015) Test Company: ACTFL* Score Range: 1-10	All enrolled students who have completed all nonclinical courses, 2017-18						7		
	Other enrolled students, 2017-18						4		
	All program completers, 2017-18						23	23	100%
	All program completers, 2016-17						29	29	100%
	All program completers, 2015-16								

Note: In cases where there are less than ten students taking the assessment or license/certificate, the number passing and pass rate are not reported.

¹Tests with multiple delivery options (computer, paper, etc.) will be noted with the assessment code for one format only.

²Cut scores may vary for groups depending upon when the cut scores are established by the state and when each group completed their teacher certification or licensure assessment.

*Questions regarding tests listed by this testing company must be addressed to your state Title II Coordinator.

Single Assessment Institution-Level Pass Rate Data: *Traditional Teacher Preparation Program Within IHE*

April 6, 2019

Statewide Average Scaled Score
176
170
169
171
170
168
167
165
163
169
170
171
176
174
170

Single Assessment Institution-Level Pass Rate Data: *Traditional Teacher Preparation Program Within IHE*

April 6, 2019

Statewide Average Scaled Score
164
169
172
166
163
166
166

Single Assessment Institution-Level Pass Rate Data: *Traditional Teacher Preparation Program Within IHE*

April 6, 2019

Statewide Average Scaled Score
153
153
157
157
156
170
171
173
173
173
165
165
167
167
168
169
170
163

Single Assessment Institution-Level Pass Rate Data: *Traditional Teacher Preparation Program Within IHE*

April 6, 2019

Statewide Average Scaled Score
181
187
179
179
181
180
181

Single Assessment Institution-Level Pass Rate Data: *Traditional Teacher Preparation Program Within IHE*

April 6, 2019

Statewide Average Scaled Score
163
166

Single Assessment Institution-Level Pass Rate Data: *Traditional Teacher Preparation Program Within IHE*

April 6, 2019

Statewide Average Scaled Score
174
177
177
175
176
167
168
164
166
169
168
170
170

Single Assessment Institution-Level Pass Rate Data: Traditional Teacher Preparation Program Within IHE

April 6, 2019

Statewide Average Scaled Score
161
165
168

Single Assessment Institution-Level Pass Rate Data: *Traditional Teacher Preparation Program Within IHE*

April 6, 2019

Statewide Average Scaled Score
156
158
167
168
167
169
174
172
172
172
157
173
168
163
167
172
171
181
181
179

Single Assessment Institution-Level Pass Rate Data: *Traditional Teacher Preparation Program Within IHE*

April 6, 2019

Statewide Average Scaled Score
168
167
166
165
167
164
165
161
156
159
164
164
164
168
172
175
178
176

Single Assessment Institution-Level Pass Rate Data: *Traditional Teacher Preparation Program Within IHE*

April 6, 2019

Statewide Average Scaled Score
175
175
178
177
177
165
156
162
176
179
176
178

Single Assessment Institution-Level Pass Rate Data: *Traditional Teacher Preparation Program Within IHE*

April 6, 2019

Statewide Average Scaled Score
175
176
176
177
181
172
169

Single Assessment Institution-Level Pass Rate Data: *Traditional Teacher Preparation Program Within IHE*

April 6, 2019

Statewide Average Scaled Score
166
168
169
170
170
177
171
172
169
182
179
179
179
179
181
181

Single Assessment Institution-Level Pass Rate Data: *Traditional Teacher Preparation Program Within IHE*

April 6, 2019

Statewide Average Scaled Score
227
224
233
236
236
227
219
234
238
239
224
224
232
234
235
221
219
226
228
227

Single Assessment Institution-Level Pass Rate Data: *Traditional Teacher Preparation Program Within IHE*

April 6, 2019

Statewide Average Scaled Score
216
212
218
218
217
211
209
216
216
216
251
254
246
253
249
245
244
250

Single Assessment Institution-Level Pass Rate Data: *Traditional Teacher Preparation Program Within IHE*

April 6, 2019

Statewide Average Scaled Score
231
229
233
232
233
229
228
232
232
231

Single Assessment Institution-Level Pass Rate Data: *Traditional Teacher Preparation Program Within IHE*

April 6, 2019

Statewide Average Scaled Score

Single Assessment Institution-Level Pass Rate Data: *Traditional Teacher Preparation Program Within IHE*

April 6, 2019

Statewide Average Scaled Score
7
7